



## Cerefit™ B Fungicide

GROUP	3	FUNGICIDE
-------	---	-----------

Cerefit™ B provides broad-spectrum disease control in wheat, barley, oats, corn and soybeans (grown for seed), dry edible beans and for the suppression of septoria leaf mottle on canary seed.

COMMERCIAL

READ THE LABEL AND BOOKLET BEFORE USING  
KEEP OUT OF REACH OF CHILDREN

ACTIVE INGREDIENT: propiconazole 435 g/L  
Emulsifiable concentrate

REGISTRATION NO. 33348 PEST CONTROL PRODUCTS ACT



**POISON**

**WARNING – EYE AND SKIN IRRITANT  
POTENTIAL SKIN SENSITIZER**

NET CONTENTS: 1 L - bulk

**Corteva Agriscience Canada Company**  
2450, 215 – 2<sup>nd</sup> Street S.W.  
Calgary, Alberta  
T2P 1M4  
1-800-667-3852

™Trademark of Corteva Agriscience and its affiliated companies.

## **PRECAUTIONS**

### **KEEP OUT OF REACH OF CHILDREN**

Do not get in eyes, on skin or on clothing. Avoid breathing spray mist or vapours. Harmful if swallowed, inhaled or absorbed through the skin. Causes eye and skin irritation. This product may cause skin sensitization reactions in certain individuals.

Wear coveralls over a long-sleeved shirt, long pants, chemical-resistant gloves, socks and chemical-resistant footwear during mixing, loading, application, clean-up and repair activities. In addition, wear goggles or face shield during mixing and loading. Gloves are not required during application within a closed cab and/or cockpit. Mechanical flagging devices must be used.

Do not eat, drink or smoke during work; wash hands and face thoroughly before doing so. Immediately wash off accidental splashes of the concentrate or spray mixture from skin, clothing and out of eyes.

After work, change clothing and wash entire body thoroughly. Wash contaminated working clothes separately from other laundry before reuse. Do not contaminate food or feed.

This product contains a petroleum distillate, which is moderately to highly toxic to aquatic organisms. Avoid contamination of aquatic systems during application. Do not contaminate these systems through direct application, disposal of waste or cleaning of equipment.

Apply only when the potential for drift to areas of human habitation or areas of human activity such as houses, cottages, schools and recreational areas, is minimal. Take into consideration wind speed, wind direction, temperature inversions, application equipment and sprayer settings.

DO NOT enter or allow worker entry into treated areas during the restricted entry intervals (REIs) of:

- 1 day for hand harvesting and hand detasseling corn, and
- 12 hours for the other re-entry activities and crops.

NOTE: Do not graze animals on treated green crops within three days of application of Cerefit B Fungicide.

## **FIRST AID**

**Take container, label or product name and Pest Control Product Registration Number with you when seeking medical attention.**

**If swallowed:** Call a poison control centre or doctor immediately for treatment advice. Do not induce vomiting unless told to do so by a poison control centre or doctor. Do not give **any** liquid to the person. Do not give anything by mouth to an unconscious person.

**If on skin or clothing:** Take off contaminated clothing. Rinse skin immediately with plenty of water for 15-20 minutes. Call a poison control centre or doctor for treatment advice.

**If inhaled:** Move person to fresh air. If person is not breathing, call 911 or an ambulance, then give artificial respiration, preferably by mouth-to-mouth, if possible. Call a poison control centre or doctor for further treatment advice.

**If in eyes:** Hold eye open and rinse slowly and gently with water for 15-20 minutes. Remove contact lenses, if present, after the first 5 minutes, then continue rinsing eye. Call a poison control centre or doctor for treatment advice.

## **TOXICOLOGICAL INFORMATION**

No specific antidote. Apply symptomatic therapy. This product contains petroleum distillates. Vomiting may cause aspiration pneumonia.

## **AGRICULTURAL CHEMICAL**

Do not ship or store with food, feeds, drugs or clothing.

## **ENVIRONMENTAL HAZARDS**

Toxic to aquatic organisms and non-target terrestrial plants. The use of this chemical may result in contamination of groundwater particularly in areas where soils are permeable (e.g. sandy soil) and/or the depth to the water table is shallow. To reduce runoff from treated areas into aquatic habitats avoid application to areas with a moderate to steep slope, compacted soil, or clay. Avoid application when heavy rain is forecast. Contamination of aquatic areas as a result of runoff may be reduced by including a vegetative strip between the treated area and the edge of the water body. Toxic to certain beneficial insects. Minimize spray drift to reduce harmful effects on beneficial insects in habitats next to the application sites such as hedgerows and woodland.

## **STORAGE**

Store in original container in a secured dry storage area. Prevent cross-contamination with other pesticides and fertilizers. Keep away from food and feed.

## **DISPOSAL**

### **Recyclable Containers:**

Do not reuse this container for any purpose. This is a recyclable container, and is to be disposed of at a container collection site. Contact your local distributor/dealer or municipality for the location of the nearest collection site. Before taking the container to the collection site:

1. Triple- or pressure-rinse the empty container. Add the rinsings to the spray mixture in the tank.
2. Make the empty, rinsed container unsuitable for further use.

If there is no container collection site in your area, dispose of the container in accordance with provincial requirements.

### **Returnable Containers:**

Do not reuse this container for any purpose. For disposal, this empty container may be returned to the point of purchase (distributor/dealer).

For information on disposal of unused, unwanted product, contact the manufacturer or the provincial regulatory agency. Contact the manufacturer and the provincial regulatory agency in case of a spill, and for clean-up of spills.

## **GENERAL INFORMATION**

Cerefit B is a broad spectrum systemic fungicide for control or suppression of a wide range of diseases on certain crops. Cerefit B will protect the crop from yield and quality losses due to disease. Cerefit B may be used in conjunction with higher seeding rates, higher fertilizer inputs, plant growth regulators and other fungicides as required (see note under Precautions).

## **GENERAL USE PRECAUTIONS**

Cerefit B should be applied as a preventative disease control measure. Established diseases are more difficult to control and may have already reduced crop vigour.

If rainfall occurs within one hour of application, reapplication is necessary.

Do not graze livestock on treated green crops within three days of application.

Do not use in greenhouses.

**DO NOT** allow entry into treated area for 12 hours following application. See the **DIRECTIONS FOR USE** section for crop specific restricted entry intervals.

DO NOT apply this product directly to freshwater habitats (such as lakes, rivers, sloughs, ponds, prairie potholes, creeks, marshes, streams, reservoirs, ditches and wetlands), estuaries or marine habitats.

DO NOT contaminate irrigation or drinking water supplies or aquatic habitats by cleaning of equipment or disposal of wastes.

As this product is not registered for the control of pests in aquatic systems, **DO NOT** use to control aquatic pests.

#### **Field sprayer application**

**DO NOT** apply during periods of dead calm. Avoid application of this product when winds are gusty. **DO NOT** apply with spray droplets smaller than the American Society of Agricultural Engineers (ASAE) medium classification. Boom height must be 60 cm or less above the crop or ground.

#### **Aerial application**

**DO NOT** apply during periods of dead calm. Avoid application of this product when winds are gusty. **DO NOT** apply when wind speed is greater than 16 m/h at flying height at the site of application. **DO NOT** apply with spray droplets smaller than the American Society of Agricultural Engineers (ASAE) medium classification. To reduce drift caused by turbulent wingtip vortices, the nozzle distribution along the spray boom length **MUST NOT** exceed 65% of the wing- or rotor span.

#### **Tank Mixtures**

In some cases, tank mixing a pest control product with another pest control product or a fertilizer can result in biological effects that could include, but are not limited to: reduced pest efficacy or increased host crop injury. The user should contact Corteva Agriscience Canada Company at 1-800-667-3852 or [www.corteva.ca](http://www.corteva.ca) for information before mixing any pesticide or fertilizer that is not specifically recommended on this label. The user assumes the risk of losses that result from the use of tank mixes that do not appear on this label or that are not specifically recommended by Corteva Agriscience Canada Company.

#### **DIRECTIONS FOR USE**

READ ALL DIRECTIONS CAREFULLY BEFORE APPLYING. FAILURE TO FOLLOW LABEL INSTRUCTIONS MAY RESULT IN ERRATIC FUNGICIDE CONTROL OR CROP DAMAGE.

#### **Crop Information**

Cerefit B Fungicide may be applied to the following crops:

winter wheat  
spring wheat (including hard red, durum, Canada prairie, soft white)  
spring barley  
oats  
corn (including field, seed and sweet)  
dry edible beans (including kidney, navy and white bean)  
soybeans (grown for seed)  
canary seed

### Diseases Controlled or Suppressed

Winter wheat and spring wheat (including, hard red, durum, Canada Prairie, soft white)	Leaf Rust ( <i>Puccinia triticina</i> ) Powdery Mildew ( <i>Erysiphe graminis</i> ) Septoria Glume Blotch ( <i>Stagonospora nodorum</i> ) Septoria Leaf Spot ( <i>Septoria tritici</i> ) Stem Rust ( <i>Puccinia graminis</i> ) Stripe Rust ( <i>Puccinia striiformis</i> ) Tan Spot ( <i>Pyrenophora tritici-repentis</i> )
Spring barley	Leaf Rust ( <i>Puccinia hordei</i> ) Net Blotch ( <i>Pyrenophora teres</i> ) Powdery Mildew ( <i>Erysiphe graminis</i> DC.f. sp. <i>hordei</i> ) Scald ( <i>Rhynchosporium secalis</i> ) Speckled leaf blotch ( <i>Septoria passerinii</i> ) Spot Blotch ( <i>Helminthosporium sativum</i> ) Stem Rust ( <i>Puccinia graminis</i> )
Oats	Crown Rust ( <i>Puccinia coronata</i> ) Septoria Leaf Blotch ( <i>Septoria avenae</i> )
Corn	Eye Spot ( <i>Aureobasidium zeae</i> ) Grey Leaf spot ( <i>Cercospora zeae-maydis</i> ) Helminthosporium Leaf Spot ( <i>Helminthosporium carbonum</i> ) Northern Corn Leaf Blight ( <i>Setosphaeria turcica</i> ) Rusts ( <i>Puccinia sorghi</i> ) Southern Corn Leaf Blight ( <i>Cochliobolus heterostrophus</i> )
Soybeans (grown for seed)	Aerial Web Blight ( <i>Rhizoctonia solani</i> ) Frogeye Leaf Spot ( <i>Cercospora spp.</i> )
Dry edible beans (including kidney, navy and white bean)	Rust ( <i>Uromyces appendiculatus</i> )
Canary seed	Septoria Leaf Mottle ( <i>Septoria triseti</i> )

### Sprayer and Application Information

The performance of this product depends on correct application. Follow the guidelines given below for optimal application of Cerefit B.

Sprayer Information	Ground Application	Aerial Application
<b>Spray volume</b>	minimum 200 litres of water per hectare	40 - 50 litres of water per hectare
<b>Spray pressure</b>	200 - 300 kPa	100 - 200 kPa
<b>Nozzle type</b>	110° Flat Fan (XR11004, 4110-20)	Flat Fan 6510-6515 or Hollow Cone (D8-45)
<b>Droplet size</b>	Medium Spray (300 - 400 microns VMD)	Medium Spray (350 - 400 microns VMD)
<b>Ground Speed</b>	10 km/h	
<b>Nozzle Angle</b>	90° (straight down)	90° (straight down)
<b>Boom Height</b>	40-50 cm above the crop canopy	2-3 m above the crop canopy

## **Ground Application**

### **Mixing and Spraying Instructions**

1. Spray equipment should be thoroughly flushed with clean water before mixing Cerefit B.
2. Fill spray tank 1/2 full with clean water. Engage gentle agitation.
3. Add the required amount of Cerefit B and agitate thoroughly.
4. Continue filling the tank with water until the tank is 9/10 full and, if applicable, add the required amount of tank-mix partner.
5. Complete filling the spray tank with water, maintaining agitation during mixing and spraying operations.
6. Use nozzle screens no finer than 50 mesh. Keep by-pass line on or near the bottom of the tank to minimize foaming.

## **Aerial Application**

### **Mixing and Spraying Instructions**

1. Spray equipment should be thoroughly flushed with clean water before mixing Cerefit B.
2. Fill premix tank 1/2 full with clean water. Engage gentle agitation.
3. Add the required amount of Cerefit B and agitate thoroughly.
4. Continue filling the tank with water until the tank is 9/10 full and, if applicable, add the required amount of tank-mix partner.
5. Complete filling the premix tank with water.
6. Maintain gentle agitation during mixing.
7. Transfer the premix contents into the aircraft spray tank.
8. Maintain sufficient agitation during the mixing and spraying operation to ensure Cerefit B remains in suspension.
9. Use nozzle screens no finer than 50 mesh. Keep by-pass line on or near the bottom of the tank to minimize foaming.

Apply only by fixed-wing or rotary aircraft equipment which has been functionally and operationally calibrated for the atmospheric conditions of the area and the application rates and conditions of this label. Label rates, conditions and precautions are product specific. Read and understand the entire label before opening this product. Apply only at the rate recommended for aerial application on this label. Where no rate for aerial application appears for a specific use, this product cannot be applied by any type of aerial equipment. Ensure uniform application. To avoid streaked, uneven or overlapped application, use appropriate marking devices.

DO NOT apply when wind speed is greater than 16 km/h at flying height at the site of application. High humidity and low temperatures (10 – 20°C) allow for a better deposition of spray droplets.

### **Aerial Application Use Precautions**

Apply only when meteorological conditions at the treatment site allow for complete and even crop coverage. Apply only under conditions of good practice specific to aerial application as outlined in the *National Aerial Pesticide Application Manual, developed by the Federal/Provincial/Territorial Committee on Pest Management and Pesticides*. Do not apply to any body of water. Avoid drifting of spray onto any body of water or other non-target areas. Specified buffer zones should be observed. Coarse sprays are less likely to drift; therefore, avoid combinations of pressure and nozzle type that will result in fine particles (mist). Do not apply during periods of dead calm. Avoid application of this product when winds are gusty.

**Aerial Application Operator Precautions**

Do not allow the pilot to mix chemicals to be loaded onto the aircraft. Loading of premixed chemicals with a closed system is permitted. It is desirable that the pilot have communication capabilities at each treatment site at the time of application. The field crew and the mixer/loaders must wear chemical resistant gloves, coveralls and goggles or face shield during mixing/loading, cleanup and repair. Follow the more stringent label precautions in cases where the operator precautions exceed the generic label recommendations on the existing ground boom label. All personnel on the job site must wash hands and face thoroughly before eating and drinking. Protective clothing, aircraft cockpit and vehicle cabs must be decontaminated regularly.

**Product Specific Precautions**

Read and understand the entire label before opening this product. If you have questions call the manufacturer at 1-800-667-3852 or obtain technical advice from the distributor or your provincial agricultural representative.

Application of this specific product must meet and/or conform to the following: Apply the recommended rate in a minimum spray volume of 50 litres per hectare.

**Fertilizer Mixing and Spraying Instructions**









If desired, small amounts of nitrogen may be applied with Cerefit B. The appropriate amount of urea can be dissolved in water and added to the spray tank before adding Cerefit B. The rate of actual nitrogen must not exceed 10 kg/ha.









CAUTION: Excessive nitrogen concentrations may injure the crop.

NOTE: DO NOT add nitrogen when tank mixing Cerefit B with a herbicide.

**WHEAT, BARLEY, OATS**

**CEREAL GROWTH STAGES**

							
3 leaves unfolded	Main shoot and tiller	Main shoot and 4 tillers	Leaf sheath begins to lengthen	Pseudo stem erection	1st node detectable	2nd node detectable	Flag leaf just visible
13	21	24	29	30	31	32	37

							
Ligule of last leaf visible <b>39</b>	Boots swollen <b>45</b>	Ear just visible <b>51</b>	Ear 1/2 emerged <b>55</b>	Ear fully emerged <b>59</b>	Flowering over at base of ear <b>69</b>	Flowering over kernel watery ripe <b>71</b>	Grain hard <b>91</b>

### SPRAY SCHEDULE BY CROP

#### WHEAT, BARLEY, OATS

**INSTRUCTIONS FOR USE:** Apply Cerefit B Fungicide at the very early stages of disease. This could occur anytime during tillering or stem elongation. Typically, an application from the beginning of stem elongation up to flag leaf emergence is required. Cerefit B Fungicide lasts about three weeks in the plant. If conditions favourable to disease continue after this length of time, another application will be necessary to maintain control. The second spray is usually applied at the time of head emergence. In most cases, this second application is essential to maintain control of the *Septoria* disease complex

CROP/DISEASE CONTROLLED	RATE/ HA	EARLY APPLICATION	LATER APPLICATION	MAXIMUM NUMBER OF APPLICATIONS PER SEASON
<b>WHEAT</b> Septoria Leaf Spot ( <i>Septoria tritici</i> )  Tan Spot ( <i>Pyrenophora tritici-repentis</i> )  <b>SPRING BARLEY</b> Net Blotch ( <i>Pyrenophora teres</i> )	285 mL	At the first sign of disease, usually at the beginning of stem elongation (G.S. 29-37)	Before head is half emerged (G.S. 49-55)	2  For net blotch on barley, in areas of high disease pressure, do not apply more than one (1) application of Cerefit B Fungicide before alternating to a labelled fungicide with a different mode of action.



<p><b>WHEAT</b>  Septoria Leaf Spot (<i>Septoria tritici</i>), Glume Blotch (<i>Stagonospora nodorum</i>), Powdery Mildew (<i>Erysiphe graminis</i>), Leaf Rust (<i>Puccinia triticina</i>), Stem Rust (<i>Puccinia graminis</i>), Tan Spot (<i>Pyrenophora tritici-repentis</i>), Stripe Rust (<i>Puccinia striiformis</i>)</p> <p><b>SPRING BARLEY</b>  Net Blotch (<i>Drechslera teres</i>), Spot Blotch (<i>Cochliobolus sativus</i>), Scald (<i>Rhynchosporium secalis</i>), Powdery Mildew (<i>Erysiphe graminis</i> DC. f. sp. <i>hordei</i>), Septoria Leaf Spot (<i>Septoria passerinii</i>), Leaf Rust (<i>Puccinia hordei</i>), Stem Rust (<i>Puccinia graminis</i>)</p> <p><b>OATS</b>  Septoria Leaf Blotch (<i>Septoria avenae</i>), Crown Rust (<i>Puccinia coronata</i>)</p>	285 mL	At the first sign of disease, usually at the beginning of stem elongation (G.S. 29-37).	Before head is half emerged (G.S. 49-55).	For powdery mildew, net blotch and scald: in areas of high disease pressure, do not apply more than one (1) application of Cerefit B Fungicide before alternating to a labelled fungicide with a different mode of action
LAST APPLICATION MUST BE MADE PRIOR TO 45 DAYS BEFORE HARVEST.				

<b>FUNGICIDE TANK MIX FOR RESISTANCE MANAGEMENT</b>			
Cerefit B Fungicide can be tank mixed with Cerefit A Fungicide (picoxystrobin) using reduced application rates for both products in wheat, barley and oats, for control of the below listed diseases. This tank mix will provide multiple modes of action for disease control and fungicide resistance management.			
<b>WHEAT, SPRING BARLEY and OATS</b>			
<b>DISEASE</b>	<b>Cerefit B Fungicide RATE/HA</b>	<b>Cerefit A Fungicide RATE/HA</b>	<b>REMARKS</b>
<b>WHEAT:</b> Leaf Rust ( <i>Puccinia triticina</i> ) Stem Rust* ( <i>Puccinia graminis</i> ) Powdery Mildew* ( <i>Erysiphe graminis</i> ) Glume Blotch* ( <i>Stagonospora nodorum</i> ) Septoria Leaf Spot ( <i>Septoria tritici</i> ) Stripe Rust ( <i>Puccinia striiformis</i> ) Tan Spot ( <i>Pyrenophora tritici-repentis</i> )  <b>SPRING BARLEY:</b> Leaf Rust* ( <i>Puccinia hordei</i> ) Stem Rust* ( <i>Puccinia graminis</i> ) Net Blotch ( <i>Pyrenophora teres</i> ) Powdery Mildew* ( <i>Erysiphe graminis</i> DC. f. sp. <i>hordei</i> ) Scald* ( <i>Rhynchosporium secalis</i> ) Septoria Leaf Spot* ( <i>Septoria passerinii</i> ) Spot Blotch* ( <i>Cochliobolus sativus</i> )  <b>OATS:</b> Crown Rust ( <i>Puccinia coronata</i> ) Septoria Leaf Blotch ( <i>Septoria avenae</i> )	216 mL	328 mL	For early application, apply at first sign of disease, usually at the beginning of stem elongation (G.S. 12-36). For late application, apply at flag leaf (G.S. 39-41). Do not apply after flowering (Feekes 10.5 or Zadoks 59)
	285 mL	440 mL	If there is a history of high disease pressure in the field and/or field conditions favour disease development, use the higher application rates listed.
LAST APPLICATION MUST BE MADE PRIOR TO 45 DAYS BEFORE HARVEST. APPLY A MAXIMUM OF 2 APPLICATIONS PER SEASON. *Apply only at the higher application rates (285 mL/ha of Cerefit B & 440 mL/ha of Cerefit A Fungicide.			

#### **HERBICIDE TANK MIXING - WHEAT & BARLEY**

Cerefit B Fungicide can be tank mixed with ONLY ONE of these herbicides: 2,4-D Amine, MCPA Amine, Badge Emulsifiable Selective Weedkiller, Horizon 240 EC, Bromotril 240 EC, Buctril M, Pardner, Logic, Mextrol 450, Approve and Broadband.

#### **Tank Mixing Precautions**

1. Do not tank-mix Cerefit B Fungicide with herbicides for application on to Oats.
2. Weeds and crops must be at the correct stage of growth as specified in both the Cerefit B Fungicide label and the tank-mix partner label.
3. 2,4-D and MCPA formulations may be applied either by ground application or aerial application; tank-mixtures of Cerefit B Fungicide and Badge Emulsifiable Selective Weedkiller, Bromotril 240 EC, Buctril M, Logic, Mextrol 450, Approve and Pardner.
4. Consult the label of the herbicide partner for a list of weeds controlled.

5. When applied as a tank-mix combination, read and observe all label directions, including rates, personal protective equipment, restrictions and precautions for each product used in the tank-mix. Always use in accordance with the most restrictive label restrictions and precautions.
6. Compatibility should always be confirmed by premixing small proportional quantities of water, Cerefit B Fungicide, and the tank-mix partner in advance.

NOTE:

- Do not graze animals on treated green crops within three days of application of Cerefit B Fungicide.
- Do not feed straw from crops treated with herbicide tank mixes to livestock.

**HERBICIDE TANK MIXING – WHEAT**

FOR USE ONLY IN THE PRAIRIE AND PEACE RIVER, OKANAGAN AND CRESTON FLATS REGIONS OF BRITISH COLUMBIA.

Cerefit B Fungicide can be tank mixed with Horizon 240EC Herbicide for disease and grassy weed control.

**Tank Mixing Precautions**

1. Do not apply by air.
2. Consult the label of Horizon 240EC Herbicide for a list of weeds controlled.
3. When applied as a tank-mix combination, read and observe all label directions, including rates, personal protective equipment, restrictions and precautions for each product used in the tank-mix. Always use in accordance with the most restrictive label restrictions and precautions.
4. Apply prior to emergence of the 4<sup>TH</sup> tiller (herbicide timing).

**SEED CORN, FIELD CORN AND SWEET CORN**

DISEASE CONTROLLED	RATE/HA CEREFIT B FUNGICIDE ALONE	RATE/HA TANK-MIX PARTNER	REMARKS
Rusts ( <i>Puccinia sorghi</i> )	285 mL	+ 83 mL Silencer 120 EC	Apply 285 mL of Cerefit B Fungicide per hectare when rust pustules first appear. Under severe disease pressure, make a second application 14 days after.  <b>Seed corn only:</b> Under severe disease pressure, make a third application 14 days after.
Helminthosporium Leaf Spot ( <i>Helminthosporium carbonum</i> )  Northern Corn Leaf Blight ( <i>Setosphaeria turcica</i> )	145-285 mL	83 mL Silencer 120 EC	Apply 145-285 mL of Cerefit B Fungicide per hectare when disease first appears. Use the 145 mL rate if disease pressure is low.

Southern Corn Leaf Blight ( <i>Cochliobolus heterostrophus</i> )			
Eye spot ( <i>Aureobasidium zeae</i> )  Grey Leaf Spot ( <i>Cercospora zeaemaydis</i> )	285 mL	83 mL Silencer 120 EC	Apply 285 mL of Cerefit B Fungicide per hectare when disease first appears.

### TANK MIXING – SEED CORN, FIELD CORN AND SWEET CORN

Cerefit B Fungicide can be tank mixed with ONLY ONE of the following tank-mix partners: Silencer 120EC Insecticide, Matador 120 EC, Warrior and Ripcord.

A restricted entry interval of 1 day is required for workers handharvesting and detasseling treated corn.

#### Tank Mixing Precautions

1. The tank mix of Cerefit B Fungicide + Silencer 120EC Insecticide, Cerefit B Fungicide + Matador 120 EC or Cerefit B Fungicide + Ripcord can be applied by air and ground. Use 40 L of water per hectare when applying by air.
2. Insects and crops must be at the correct stage as specified on the Cerefit B Fungicide as well as the Silencer 120EC Insecticide, Matador 120 EC, Warrior and Ripcord labels. Follow the directions for use and precautions on all labels.  
DO NOT APPLY THE TANK MIX WITH WARRIOR INSECTICIDE BY AIR.
3. When applied as a tank-mix combination, read and observe all label directions, including rates, personal protective equipment, restrictions and precautions for each product used in the tank-mix. Always use in accordance with the most restrictive label restrictions and precautions.
4. DO NOT apply within 14 days of harvest (14 day PHI) when using these tank-mixes on field and sweet corn.
5. Compatibility should always be confirmed by premixing small proportional quantities of water, Cerefit B Fungicide, and the tank-mix partner in advance.

#### SOYBEANS GROWN FOR SEED

DISEASE CONTROLLED	RATE/HA	REMARKS
Aerial Web Blight ( <i>Rhizoctonia solani</i> ) Frogeye Leaf Spot ( <i>Cercospora</i> spp.)	285-440 mL	Apply 285-440 mL of Cerefit B per hectare, using ground application equipment only, when disease first appears. Use the higher rate for control if there is a history of high disease pressures in the field and/or field conditions favour disease development. Under severe disease pressure, make a second application 14 days after the first application.
Do not harvest soybeans within 50 days of the last application. For use only on soybeans grown for seed. Harvested soybean seed should not be used for human food or animal feed.		

#### CANARY SEED

DISEASE SUPPRESSED	RATE/HA	REMARKS
Septoria Leaf Mottle ( <i>Septoria triseti</i> )	285 mL	For the suppression of Septoria leaf mottle; make one application at emergence of flag leaf; ground application only; apply in 200 L water/ha.

## DRY EDIBLE BEANS

DISEASE CONTROLLED	RATE/HA	REMARKS
Rust ( <i>Uromyces appendiculatus</i> )	285 mL	Apply 285 mL of Cerefit B in minimum of 200 litres of water per hectare by ground application or in 40 to 50 litres of water per hectare by aerial application at the first detection of disease in the field and a second application 14 to 21 days later.
APPLY A MAXIMUM OF 2 APPLICATIONS PER SEASON OF CEREFIT B TO DRY EDIBLE BEANS. DO NOT APPLY WITHIN 28 DAYS OF HARVEST.		

## BUFFER ZONES

Spot treatments using hand-held equipment **DO NOT** require a buffer zone.

The buffer zones specified in the table below are required between the point of direct application and the closest downwind edge of sensitive terrestrial habitats (such as grasslands, forested areas, shelter belts, woodlots, hedgerows, riparian areas and shrublands), sensitive freshwater habitats (such as lakes, rivers, sloughs, ponds, prairie potholes, creeks, marshes, streams, reservoirs and wetlands) and estuarine/marine habitats.

Method of application	Crop		Buffer Zones (metres) Required for the Protection of:				Terrestrial Habitat
			Freshwater Habitat of Depths:		Estuarine/Marine Habitats of Depths:		
			Less than 1 m	Greater than 1 m	Less than 1 m	Greater than 1 m	
Field sprayer	barley, beans, canary seed, corn, oats, soybeans, wheat		1	0	1	1	1
Aerial	barley, beans, corn, oats, wheat	Fixed wing	1	0	3	1	20
		Rotary wing	1	0	1	1	20

For tank mixes, consult the labels of the tank-mix partners and observe the largest (most restrictive) buffer zone of the products involved in the tank mixture and apply using the coarsest spray (ASAE) category indicated on the labels for those tank-mix partners.

NOTE: Applicators may recalculate a site-specific buffer zone by combining information on current weather conditions and spray configuration for the following applications: all airblast applications, and for field and aerial applications which specify the following droplet size category wording on the product label: 'DO NOT apply with spray droplets smaller than the American Society of Agricultural Engineers (ASAE) [Fine or Medium or Coarse] classification.' To access the Buffer Zone Calculator, please visit the Pest Management Regulatory Agency web site.

## RESISTANCE MANAGEMENT RECOMMENDATIONS

For resistance management, please note that Cerefit B contains a Group 3 fungicide. Any fungal population may contain individuals naturally resistant to Cerefit B and other Group 3 fungicides. A gradual or total loss of pest control may occur over time if these fungicides are used repeatedly in the same fields. Other resistance mechanisms that are not linked to site of action but specific for individual chemicals, such as enhanced metabolism, may also exist. Appropriate resistance-management strategies should be followed.

To delay fungicide resistance:

- Where possible, rotate the use of Cerefit B or other Group 3 fungicides with different groups that control the same pathogens.
- Use tank mixtures with fungicides from a different group when such use is permitted. Avoid application of more than the maximum number listed in the label and consecutive sprays of Cerefit B or other fungicides in the same group in a season.
- Fungicide use should be based on an integrated disease management program that includes scouting, historical information related to pesticide use and crop rotation and considers host plant resistance, impact of environmental conditions on disease development, disease thresholds, as well as cultural, biological and other chemical control practices. Where possible, make use of predictive disease models to effectively time fungicide applications.
- Monitor treated fungal populations for sign of resistance development. Notify Corteva Agriscience Canada Company if reduced sensitivity of the pathogen to Cerefit B Fungicide is suspected.
- If disease continues to progress after treatment with this product, do not increase the use rate. Discontinue use of this product, and switch to another fungicide with a different target site of action, if available.
- Contact your local extension specialist or certified crop advisors for any additional pesticide resistance-management and/or IPM recommendations for specific crops and pathogens.
- For further information and to report suspected resistance, contact Corteva Agriscience Canada Company at 1-800-667-3852 or at [www.corteva.ca](http://www.corteva.ca).

**NOTICE TO USER:** This pest control product is to be used only in accordance with the directions on the label. It is an offence under the *Pest Control Products Act* to use this product in any way that is inconsistent with the directions on the label. The user assumes the risk to persons or property that arises from any such use of this product.

<sup>TM</sup>Trademark of Corteva Agriscience and its affiliated companies.

All products listed are registered trademarks of their respective companies.

010421

Label Code: CN-33455-003-E

Replaces: CN-33455-002-E

Specimen Notes:

Legal Entity change from DAS to Corteva